





Working safely

These worksheets cover the following areas:

- Safe lifting
- Talking about weight
- Weight
- Numbers: hundreds and thousands
- Numbers: decimals
- Numbers
- Same sounding words
- Fire safety signs
- Fire safety
- Fire alarm
- Fire extinguisher labels
- Puzzle

Some keywords that you will come across in this module are:

- lifting
- heavy
- fire hose
- knees
- fire extinguisher
- instructions
- weight
- shoulder
- fire warden
- bend
- straight
- kilograms
- assembly points
- back
- point

Safe lifting 1


Draw a line from the words to the different parts of the body.

The first one is done for you.

leg foot arm
hand knee shoulder
head back



Picture 1



Picture 2



Why is Picture 1 safer?

Why is Picture 2 not safe?

Safe lifting 2

Read the sentences.

Put a tick in the box for safe or not safe.

Number 1 is an example.

	Safe	Not safe
1. Stand away from the object.	<input type="checkbox"/>	<input checked="" type="checkbox"/>
2. Stand with your feet together.	<input type="checkbox"/>	<input type="checkbox"/>
3. Bend your knees.	<input type="checkbox"/>	<input type="checkbox"/>
4. Bend your back.	<input type="checkbox"/>	<input type="checkbox"/>
5. Keep your back straight.	<input type="checkbox"/>	<input type="checkbox"/>
6. Keep your arms straight.	<input type="checkbox"/>	<input type="checkbox"/>
7. Keep the object close to your body.	<input type="checkbox"/>	<input type="checkbox"/>
8. Ask for help if the object is too heavy.	<input type="checkbox"/>	<input type="checkbox"/>
9. Lift very heavy objects.	<input type="checkbox"/>	<input type="checkbox"/>

Talking about weight

Read the sentences below.

Write the words in the sentences.

weights weigh heavy
weighing light

1. How much do you _____ ?



2. I can lift this. It's very _____.



3. Can you help me lift this?

It's very _____.



4. Always lift heavy _____ the correct way.
If you don't you could hurt yourself.



5. Put it on the _____ scales.



Match the weight to the picture

Number 1 is an example.

1 kg




72 kg



4g



1 g



5kg



Numbers: hundreds and thousands



Look at how we say the numbers:

56	fifty six
356	three hundred and fifty six
4,356	four thousand, three hundred and fifty six
97	ninety seven
697	six hundred and ninety seven
35,697	thirty five thousand, six hundred and ninety seven



Practise the sentences.

Every month we have about 470 visitors in our hotel.

Every month our restaurant takes in about €14,650.

We have 265 workers in our factory. 83 of the workers are from overseas.

Every day our receptionist takes about 110 calls.

My company spends €2,850 on telephone calls every month.

There are over 100,000 Polish people working in Ireland.

Work with a partner.



Write numbers here.



Write your partner's numbers.

Numbers: decimals



Look at how we say the numbers:

	number	+	point	+	number	+	number
4.28	four		point		two		eight
6.32	six		point		three		two
19.69	nineteen		point		six		nine
48.85	forty eight		point		eight		five



Practise the sentences.

The population of Ireland is 4.06 million.

6.7 million tourists come to Ireland every year.

Every year our factory makes 6.4 million products.

Every year in Ireland people spend €1.92m on new cars.

There are 22,306 road accidents every year in Ireland.

Work with a partner.



Write numbers here.



Write your partner's numbers.


_____	_____
_____	_____
_____	_____
_____	_____

Numbers

Look at the numbers in the box.

5.25m	635	1.6m	649
4.864	16m	964	7,225
2,725	5.25	4,864	365

Work with a partner

1.  Write the numbers into the spaces below.

My numbers

3.  Write your partner's numbers.

My partner's numbers

2.  Call out your numbers to your partner.

Same sounding words



Read the sentences.



Write the correct word in the sentence.

1. Every morning she _____ a long time for the bus.

(waits / weights)

2. He lifts heavy _____ all the time.

(waits/weights)

3. This box is _____ heavy.

(two / too)

4. He has _____ children, a girl and a boy.

(two / too)

5. _____ smoking in the factory, please.

(no / know)

6. Do you _____ where the canteen is, please?

(no / know)

7. The toilets are upstairs on your _____.

(right / write)

8. I need to _____ messages at work.

(right / write)

Fire safety signs

Match the words to the signs.



Emergency fire telephone



Fire alarm call point



Fire extinguisher



Fire hose

Fire safety

In your workplace you need to know about fire safety.



Read the questions below.

Put a tick if you know the answer.

Put a cross if you don't know it.

1. Where is the fire alarm?
2. Where are the fire exits?
3. Where are the fire extinguishers?
4. Where are the fire assembly points?
5. Where are the fire doors?
6. Who is your fire warden?
7. Where are the escape routes?

It is very important to know this information. If you don't know, try to find out.

Fire alarm



Read the sentences below.

Tick if you think it is a good idea or a bad idea. Number 1 is an example.

If you hear the fire alarm you should ...

	Good idea	Bad idea
1. Look for your coat and bag.	<input type="checkbox"/>	<input checked="" type="checkbox"/>
2. Stay where you are and wait for your fire warden.	<input type="checkbox"/>	<input type="checkbox"/>
3. Switch off electrics.	<input type="checkbox"/>	<input type="checkbox"/>
4. Make sure the fire doors are open.	<input type="checkbox"/>	<input type="checkbox"/>
5. Switch off the lights.	<input type="checkbox"/>	<input type="checkbox"/>
6. Look for a fire extinguisher.	<input type="checkbox"/>	<input type="checkbox"/>
7. Go to the fire exit near your work station.	<input type="checkbox"/>	<input type="checkbox"/>
8. Look for your friends.	<input type="checkbox"/>	<input type="checkbox"/>
9. Go to your fire assembly point and wait for your fire warden.	<input type="checkbox"/>	<input type="checkbox"/>

Fire extinguisher labels 1



Read the fire extinguisher labels.

FIRE EXTINGUISHER
OZONE FRIENDLY

6 Lt Foam Spray

KEEP UPRIGHT IN USE

HOLD UPRIGHT PULL OUT SAFETY PIN
AIM NOZZLE AT BASE OF FIRE
SQUEEZE / PRESS LEVER DOWN FULLY

FOR Wood, Paper, Textile, Flammable Liquids

Warning: return to supplier for refill after use
or partial use

FIRE EXTINGUISHER
OZONE FRIENDLY

6 kg ABC Dry Powder

KEEP UPRIGHT IN USE

HOLD UPRIGHT PULL OUT SAFETY PIN
AIM NOZZLE AT BASE OF FIRE
SQUEEZE / PRESS LEVER DOWN FULLY

FOR ALL FIRES

Warning: return to supplier for refill after use
or partial use

Fire extinguisher labels 2



Read the labels on page 77 and



answer the questions.

1. What is in the extinguisher with the cream label?

2. What is in the extinguisher with the blue label?

3. Before you use both extinguishers you must

Answer Yes or No:


Yes No

1. The extinguisher with the cream label is for all fires.

2. The extinguisher with the blue label is for all fires.

Puzzle

There are 12 letters in the word 'extinguisher'.



Make words with the 12 letters and put the words into the sentences.

Number 1 is an example.

1. Can you give me a sheet of paper please?
2. Where is the emergency _____ ?
3. Nicolas works on a building _____.
4. After you wash your hands with soap,
you _____ them.
5. We have a coffee break at _____ o'clock.
6. Can you _____ that song?

What other words can you find in extinguisher?

_____	_____	_____
_____	_____	_____
_____	_____	_____
_____	_____	_____

