



Filling in an accident report form

These worksheets cover the following areas:

- Filling in forms
- Useful words
- Word building
- Word order
- Injury
- Storyboard
- Filling in an accident report form
- Asking for and giving information
- Word wheel

Some keywords that you will come across in this module are:

- form
- block capitals
- accident
- injury
- hurt
- report
- foam

Filling in forms 1

Marie Rocha lives in 9 Bride St., Tralee, Co. Kerry.

Her phone number is 066 – 173 0542.

Maria filled in the form below on the 12th October 2006.

Fill in the form using **BLOCK CAPITALS** and **black ink**.

First name:	MARIE
Surname:	ROCHA
Address:	9 BRIDE STREET
	TRALEE
	CO. KERRY
Telephone number:	066 - 173 0542
Date:	12 th OCTOBER 2006

The form asked Marie to use **BLOCK CAPITALS** or upper case letters.

The form also asked Marie to write in black ink.

Filling in forms 2



Fill in the forms yourself below. Use **BLOCK CAPITALS** and black ink.

First name:	
Surname:	
Address:	
Telephone number:	
Date:	

First name:	
Surname:	
Address:	
Telephone number:	
Date:	


Useful words

Match the words to the pictures.

ladder




table




chair



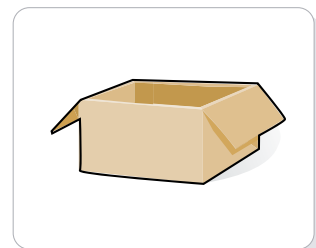
floor



box



cable



Word building




Fill in the gaps with a correct word from the box.


off on over

Number 1 is an example.

1. She fell off the ladder.



2. He slipped _____ the wet floor.



3. She tripped _____ the box.



4. He fell _____ the chair.



Word order



Put the words in the correct order.

Remember

Sentences start with a capital letter and end with a full stop.

1. fell the chair off she

2. the box he tripped over

3. she the off fell ladder


4. slipped wet the floor she on

Injury 1




Match the picture with the statement.

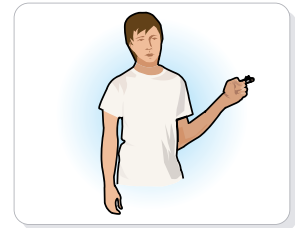
She hurt her wrist.



He hurt his back.



She cut her leg.



He hurt his arm.



He cut his finger.



Injury 2

Look at the pictures. Work with a partner.

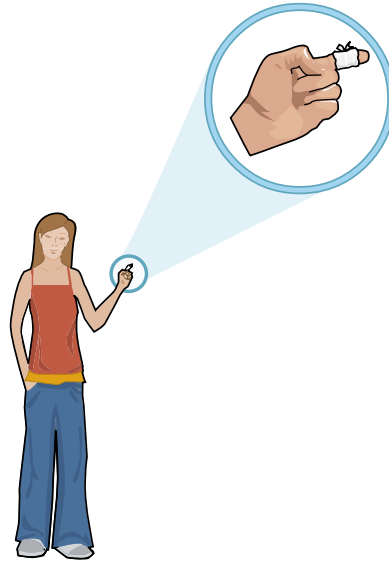


What did the person hurt?

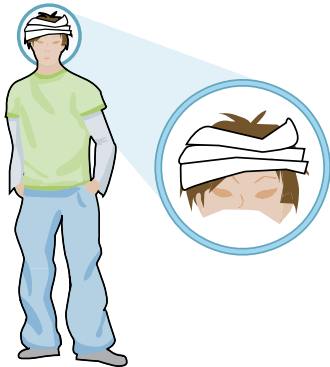
1.



2.



3.



4.



Storyboard

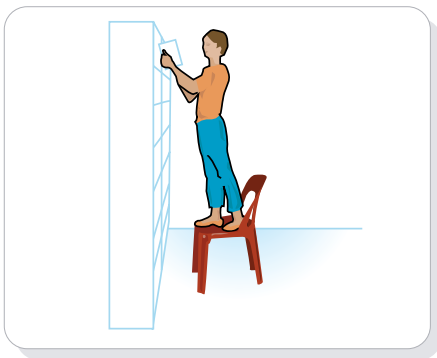
Look at the pictures.

What happened to Mary Lee?

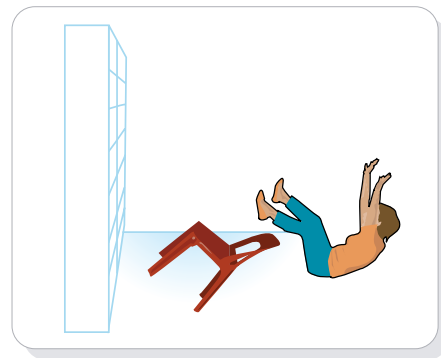


Work with a partner to talk about what happened.

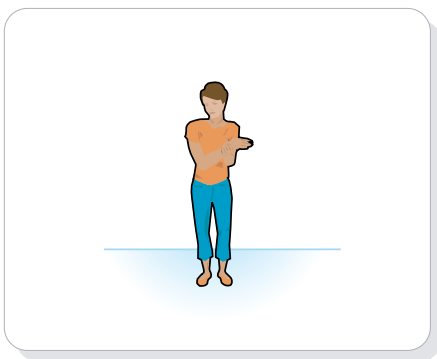
1.



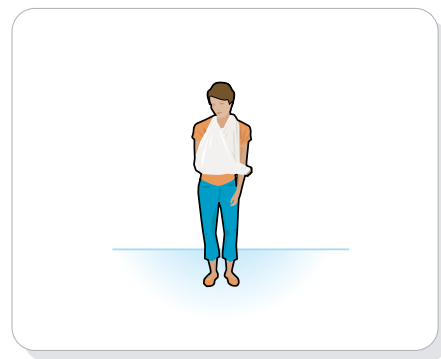
2.



3.



4.



Filling in an accident report form 1

Look at the Storyboard on page 91.



Fill in the accident report form below.

Accident report form

Use **BLOCK CAPITALS** and **black ink**.

Name:	
Date:	
Time:	
What happened:	
Injury:	
Your signature:	

Asking for and giving information 1

Look at this accident report form.

Some of the information is missing.

Find out the missing information by asking your partner.

Accident report form

1	Name:	Maria Bankole
2	Date:	
3	Time:	3 o'clock
4	What happened:	
5	Injury:	She hurt her wrist.

Asking for and giving information 2

Look at the accident report form.

Some of the information is missing.

Find out the missing information by asking your partner.

Accident report form

1	Name:	
2	Date:	4 th May 2006
3	Time:	
4	What happened:	Maria slipped on a wet floor.
5	Injury:	

Filling in an accident report form 2



Fill in the accident details in the forms below.

1. Zara Pinneh fell off a ladder and hurt her arm.

Accident details:

Name:	
What happened:	
Injury:	

1. Alan Ryan tripped over a cable and hurt his wrist.

Accident details:

Name:	
What happened:	
Injury:	

Filling in an accident report form 3



Fill in the accident form below.



Hi. Marie here. Joe won't be in today. He was working in the shop yesterday, about 10 o'clock in the morning, Thursday 6th of July. He was standing on a chair, reaching up to a high shelf. He fell off the chair and hurt his back.

Accident report form

Use **BLOCK CAPITALS** and **black ink**.

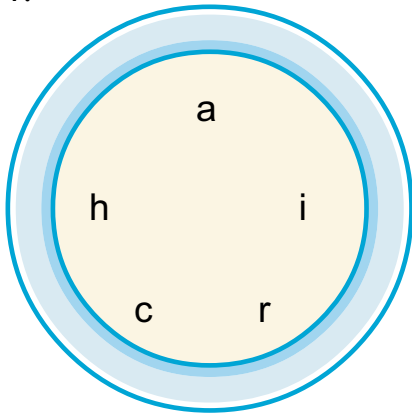
Name:	
Date:	
Time:	
What happened:	
Injury:	
Your signature:	

Word wheel

Word Wheels are puzzles that have the letters in a word in the shape of a circle. You have to find out where the word starts and where it ends.

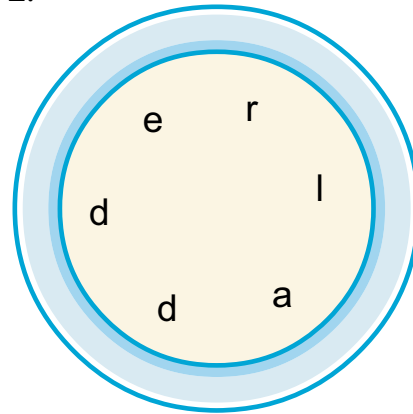
Find the hidden word in the word wheels. The clues will help you.

1.



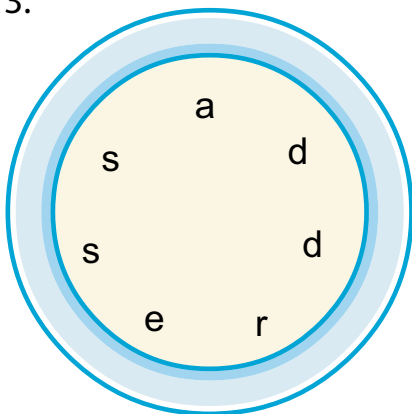
Clue: Something you sit on

2.



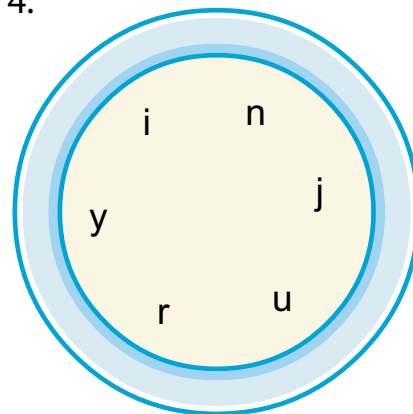
Clue: Used for climbing

3.



Clue: Where you live

4.



Clue: A wound

Index:

A	Add -ing to a word	49, 50, 51
	Alphabetical order	41, 42
	Asking and giving information	39, 93, 94
C	Checking a delivery docket	36
F	Filling in forms	84, 85
	Filling in an accident report form	92, 95, 96
	Filling in an order form	37
	Fire alarm	76
	Fire extinguisher labels	77, 78
	Fire safety	74, 75
I	Injury	89, 90
N	Nouns	22
	Numbers	70, 71, 72
P	Puzzle	61, 79
R	Reading a price list	35
	Reading texts	53, 54
S	Safe lifting	66, 67
	Safety colours	13
	Safety signs	14, 15, 16
	Same sounding words	73
	Sentences	52, 88
	Safety colours and signs	12
	Shortened words	32
	Spelling numbers	55
	Storyboard	91
T	Taking about time	33, 34
	Telephone messages	30, 31
	Temperature and food safety	59, 60
	Time: a.m. or p.m.	56
	Time: 24 hour clock	57, 58
U	Using capital letters	17, 18, 19
V	Verbs	21
	Verbs and nouns	23, 24
	Vowels	20
W	Washing your hands	48
	Writing an address	38, 40
	Weight	68, 69
	Work building	87
	Word grid	43
	Wordsearch	25
	Word wheel	97



This resource is funded through a Workplace Basic Education Fund (WBEF) set up by the Irish Government under the Department of Enterprise, Trade and Employment.